

AUTOMOTION V-Belt Driven Live Roller Conveyor (VB)

Bed Section:

10" Deep x 1 3/8" Flange x 10 Gauge galvanized frame with 29 7/8" inside radius.

Galvanized Rollers:

Carrying: 1 7/8" Diameter, 16 Gauge carrying roller with 7/16" hex axle.

Tapered Carrying: 1 7/8" Diameter (small end), tapered carrying roller with 7/16" hex axle.

Drives:

Slave driven module or motor driven module with belt take-up. Fully enclosed chain and sprockets. 3/4 HP to 1 1/2 HP 230V-460V/3-Phase/60Hz. "C" face TEFC motor with reducer. Speed range is 70-600 FPM.

Belt:

"B" Section V-Belt.

Axle Isolators:

Specially designed conductive plastic insert isolates all carrying roller axles from the conveyor frame to reduce noise and prevent wear caused by axle movement and vibration.



Automotion's V-Belt Driven Conveyor incorporate a modular bolt together design enabling numerous job specific assemblies to be configured from a handful of standard modular components. These motor driven or slave driven units are available in a full array of curve, straight and junction configurations to satisfy your specific curve, merge, or divert layout requirements. Automotion's standard curve offering features true taper rollers in the arced section of the curve so cartons negotiate turns smoothly and quietly without changing carton orientation. A V-Belt conveyor will convey product loads up to 125 lbs./ft.

Automotion's V-Belt Live Roller Conveyor was designed with ease-of-maintenance in mind. In addition to durable galvanized rollers and side frames, these economical and easy-to-install units feature specially designed snub driveshafts that allows belts to be replaced without disassembling the conveyor.

Typical Applications:

Transportation
Transfer (junctions for merge and-divert applications)
Alignment

Live Load Capacity:

Up to 100 lbs/ft. depending on width, roller centers, supports, etc.

Standard Curve Offering:

30°, 45°, 60°, 90°, and 180°

Tight Radius Curve Offering:

90° and 180°

Standard Junction Offering:

30° and 45°

Standard Nominal Widths:

18", 24", 30", 36" & 42"

Tight Radius Nominal Widths:

18", 24", & 30"
(Inside Radius 13 1/2")

Between Rail Widths:


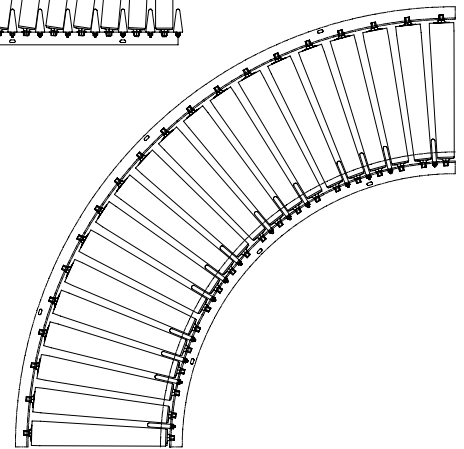
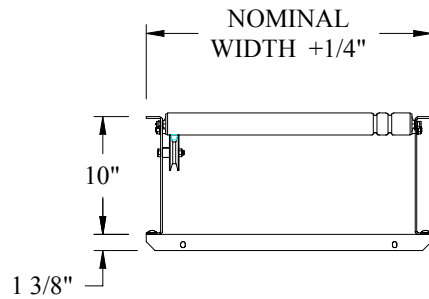
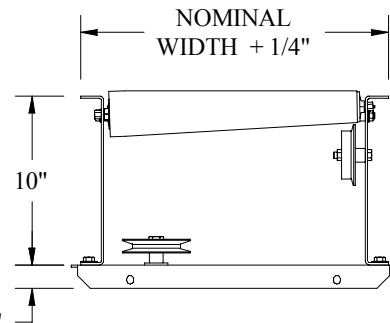
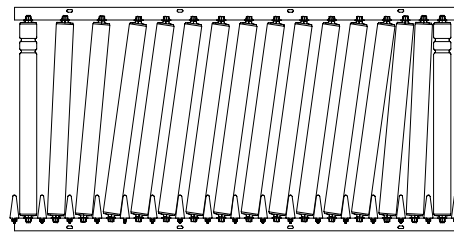
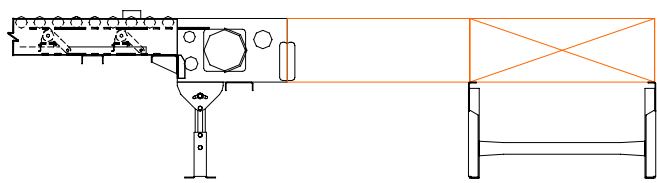
15 1/2", 21 1/2", 27 1/2" & 33 1/2"

Carrying Roller Centers:

2" & 3"

Options:

Various Guard Rail Options
Various Floor & Ceiling Supports
Internal Slave or Motorized Drive
Cog Belt Drive
High Speed Bearings (standard for speeds greater than 180 FPM).
Power Take-Off Units
Hi-Speed Rollers
Machine Crown Pulleys
Terminal End Covers



11000 South Lavergne Avenue Oak Lawn, Illinois 60453-5500
 Phone: 708-229-3700 Fax: 708-229-3799
www.automotionconveyors.com
info@automotionconveyors.com