

- Rugged
- Quiet
- Pop-out Rollers

This is a padded-chain driven live roller conveyor. Roller driving force is supplied by a continuous padded chain. Compression springs supply padded chain pressure against the bottom of the carrier rollers.

Operation: One-way, horizontal

Capacity: 750 lb/ft maximum

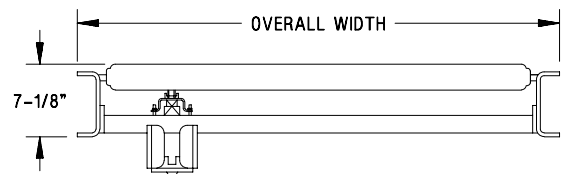
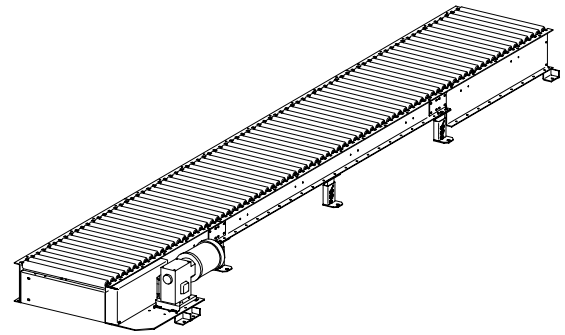
Speeds: 30, 40, 50, 60, and 70 fpm

Drive: End drive is available bottom or side mounted. 1-1/2" diameter shaft, 16-tooth drive sprocket.

Motor and Reducer: 1/2–2 hp, C-face motor.

Padded Chain: ASA 50 roller chain with individual pads.

Bed: 3/16" thick, painted.



8500072A

Overall Conveyor Width					
Widths	34"	40"	46"	52"	58"

Rollers: 2-1/2" diameter, 10 gage, plain steel with 11/16" hex RA bearings. Pop-out rollers high.

Roller Centers: 3"

End Idler Sprocket: 32-tooth sprocket with every other tooth removed, on 1-3/16" diameter shaft.

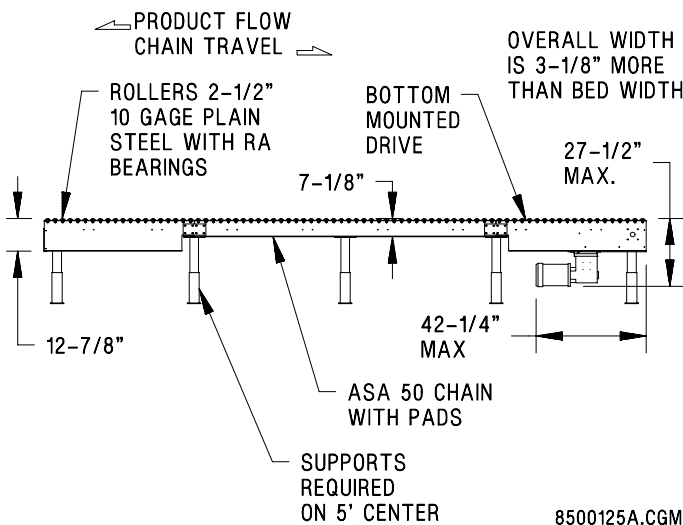
Bed Lengths: 5' and 10'

Accessories and Options

Rollers: Zinc plated, galvanized, and RB bearings.

Guard Wheels: 3" diameter guard wheels are used in place of guard rails to guide pallets and heavy unit loads.

Roller Centers: 4"



8500125A.CGM